



UKPSA

Round 2

Postal League for Shotgun with Slug 2017

Get Involved

Free to Enter

Fun Practical
shooting for your
club



Four Rounds

14 Stages in Total

Easy to Set Up

Ideal for the club
environment



www.ukpsa.co.uk/postalleagues

The UKPSA Postal League for Practical Shotgun with Slug

The UKPSA Postal League is open to all shooters and is free to enter. It is made up of four rounds with up to 14 stages. These will be simple to set up, with everyday props, screens and apertures. Some of the stages are standard exercises. The league is ideal for a club practice session or as part of a match.

The Postal League is shot to IPSC Shotgun Rules 2017.

<http://ukpsa.co.uk/IPSCRules13May03/RulesShotgun2017.pdf>

You can register for the league via <http://shootnscoreit.com/series/ipsc/292/> You will then be automatically entered into each of the four component matches. You may also fill in the score sheet provided and post in your scores or someone from your club can be authorised to enter the scores online apply to postalleagues@ukpsa.org

Each round will take place as follows

Round 1 in March & April

Round 2 in May & June

Round 3 in July & August

Round 4 in September & October

Scores will be calculated at the end of each round and results will be posted onto the UKPSA web site and Member's Forum. At the conclusion of round 4 overall winners of each division will be declared.

Divisions recognised are Standard, Standard Manual, Modified, & Open.

Medals will be awarded in each Division as follows. Over 15 entries, 1st to 3rd.

10 – 14 entries 1st & 2nd. 5 – 9 entries 1st only. Less than 5, no medal.

Categories will also be recognised – Junior, Lady, Senior & Super Senior.

Team entries will also be accepted for 2017, again free to enter. Three or four team members, all shooting the same division, with the best three scores to count. All team members must be from the same club and should shoot all four rounds to achieve the best scores. Please send your team entry via email to postalleagues@ukpsa.org, stating name of team, team members and division or fill in and post team form below.

Competitors may only shoot **one** division for score. Please note that only your first attempt must be used for your official score. However this does not prevent you from re-shooting in another division for a fun score (no need to send it in).

The stages may be shot at any time within the two-month period for each round. A witness is required to verify the competitor's score.

The stages will be posted out at the start of each round. Scores must be submitted to arrive within 5 days of the last day of each round.

All the stages are simple to set up and organisers are asked to keep to the measurements given. All targets will be the **IPSC Mini Target or the IPSC A4 target.**

If you have any queries about the Postal League then please contact the UKPSA Shotgun Slug Postal League Competition Secretary, Vanessa Duffy via postalleagues@ukpsa.org

www.ukpsa.co.uk/postalleagues

**UKPSA Shotgun Slug Postal League
2017
Competitor Registration Form**



Club
 Club Contact
 Contact email please print clearly

First Name	Family Name	Division Open, Modified, Standard, Standard Man	Category Junior / Lady Senior Super Senior Regular	Email Address

Only complete and submit for new competitors who have not registered via SSI

**UKPSA Shotgun Birdshot Postal League 2016
Team Registration Form**

Please note each team member must compete as an Individual

Team Name

Club

UKPSA affiliated club Y/N

Team member's names

1 2

3 4

Team Division (please circle)

Standard

Standard Manual

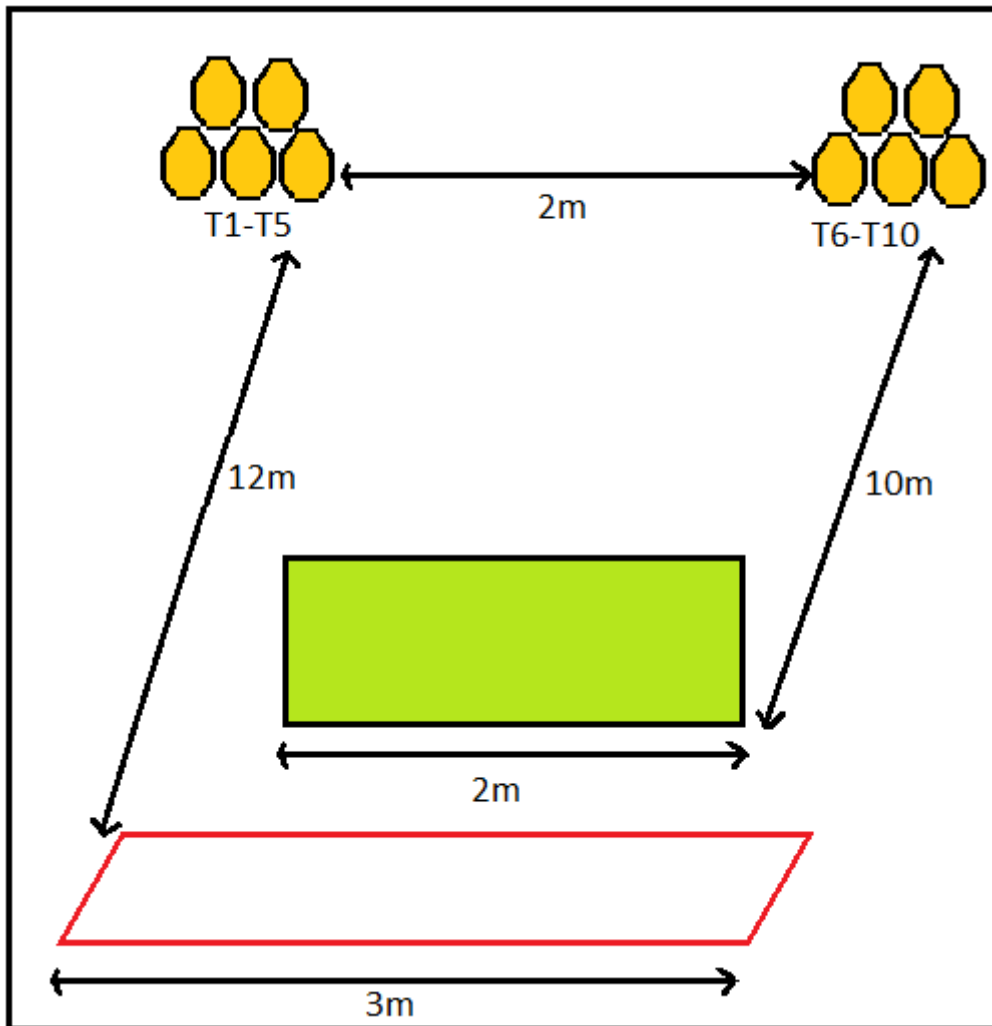
Modified

Open

Please submit with your club member's round 1 score sheets. Not required if you entered in previous rounds.

Stage 5

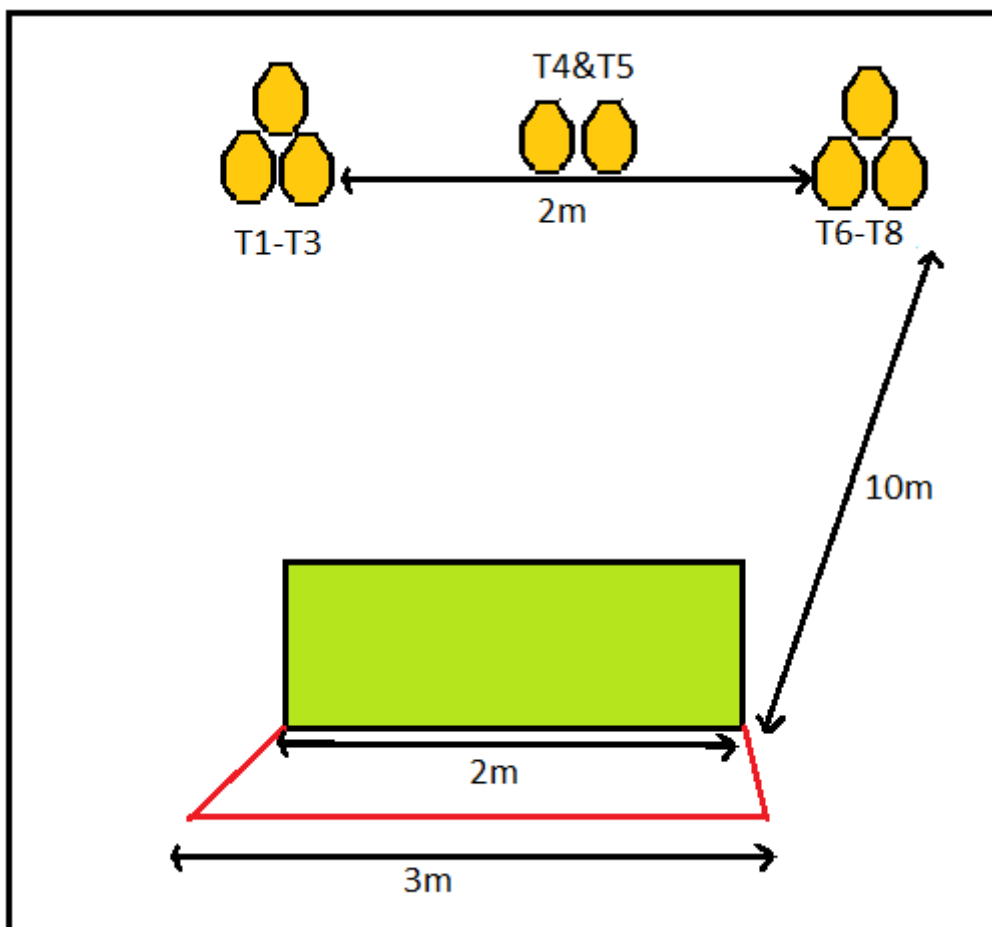
UKPSA Postal League for Shotgun Slug 2017



STAGE INFO	
TYPE: Medium course.	TARGETS: 10 IPSC Mini Targets.
DISTANCES: 12m	MINIMUM ROUNDS TO BE SCORED: 10 Slug
1 SCORING HIT PER PAPER TARGET	MAX POINTS: 50 Points
	PENALTIES:
START POSITION:	Standing upright anywhere within the shooting area. Gun loaded Option 1 and held in two hands at waist level, parallel to the ground.
PROCEDURE:	On the start signal, engage all targets freestyle with a minimum of 1 round on each, from within the shooting area. T1 – T5 must be shot around the left hand side of barricade and T6 – T10 around right hand side of right hand side of right barricade.
DESIGN NOTES:	Align inside of each array with edge of barricade.
BRIEFING NOTES:	Safety Angles 90/90/90. Or Local MAR.

Stage 6

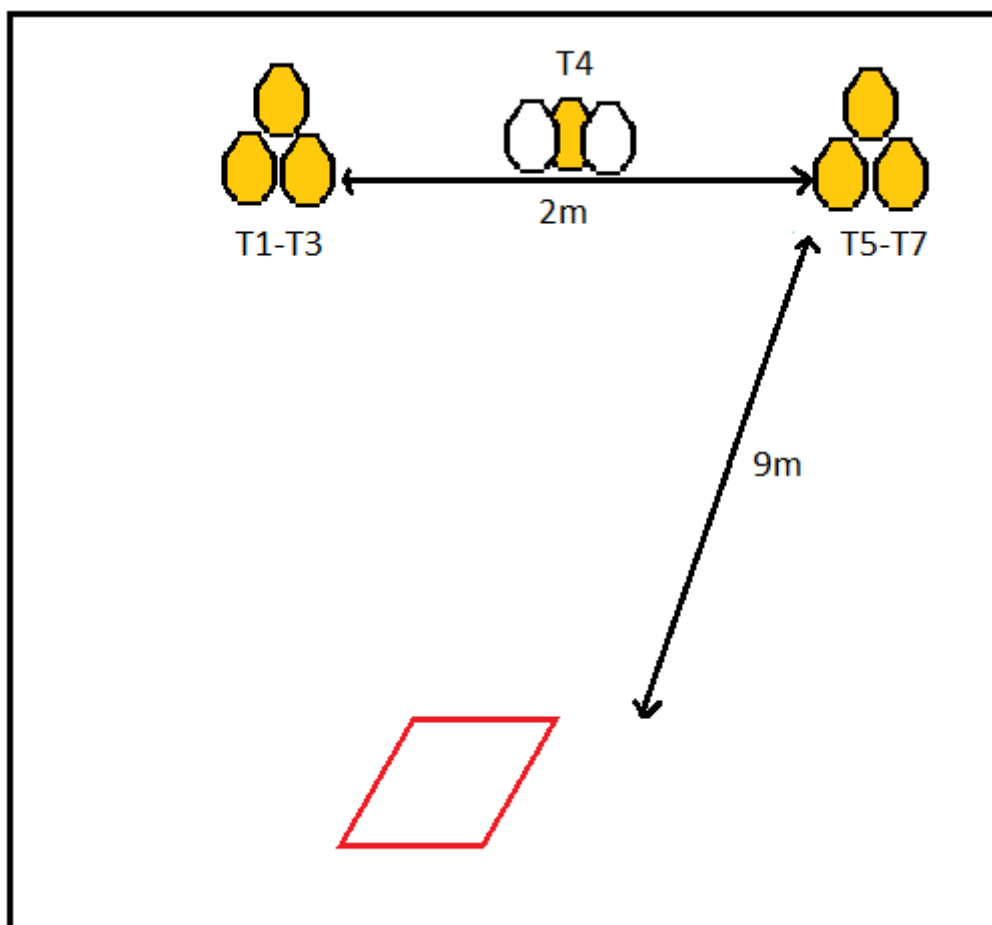
UKPSA Postal League for Shotgun Slug 2017



STAGE INFO	
TYPE: Short course.	TARGETS: 8 IPSC Mini Targets,
DISTANCES: 10m	MINIMUM ROUNDS TO BE SCORED: 8 Slug
	MAX POINTS: 40 Points
START POSITION:	Standing upright in the middle of the shooting area. Gun unloaded Option 3 and held in two hands at waist level, parallel to the ground.
PROCEDURE:	On the start signal, engage all targets, from within the shooting area. However T1 – T3 to be shot around left hand side of barricade. T6 - T8 around the left hand side. T4-T5 may be shot from either side.
DESIGN NOTES:	Adapt from Stage 5
BRIEFING NOTES:	Safety Angles: 90/90/90. Or Local MAR.

Stage 7

UKPSA Postal League for Shotgun Slug 2017



STAGE INFO	
TYPE: Short course.	TARGETS: 7 IPSC Mini Targets, 2 No Shoots.
DISTANCES: 9m	MINIMUM ROUNDS TO BE SCORED: 7 Slug
	MAX POINTS: 35 Points
START POSITION:	Standing upright within shooting area, Gun loaded Option 2 and held in two hands at waist level, parallel to the ground.
PROCEDURE:	On the start signal, shoot the targets with a minimum of one round on each.
DESIGN NOTES:	Adapt from Stage 5 & 6 by placing shooting area in front of barricade. No Shoots to align down the C/D Lines of T4.
BRIEFING NOTES:	Safety Angles: 90/90/90. Or Local MAR.

UKPSA Slug Postal League Score Sheet Round 2 – May / June 2017



Name

Email address

Division **Standard Auto / Standard Manual / Open / Modified**

Category **Regular / Junior / Lady / Senior / Super Senior**

Stage 6

	A	C	D	MISS
T1				
T2				
T3				
T4				
T5				
T6				
T7				
T8				
T9				
T10				
Tot				

Hits + Misses = 10

Time	
Proc	

Stage 7

	A	C	D	MISS	N/S
T1					
T2					
T3					
T4					
T5					
T6					
T7					
T8					
Tot					

Hits & Misses = 8

Time	
Proc	

Stage 7

	A	C	D	MISS	N/S
T1					
T2					
T3					
T4					
T5					
T6					
T7					
Tot					

Hits & Misses = 7

Time	
Proc	

Comp sign

Witness sign

Email copy to or nominate club member to input scores

Via postalleagues@ukpsa.org

Or send to Vanessa Duffy, 11 Ewart Drive, Dumfries, DG2 7LT.

Must arrive on or before 5th June 2017.