



**THE UKPSA PSG BIRDSHOT POSTAL
LEAGUE 2016 SPONSORED BY:**

EZLOAD

The 2016 UKPSA Postal League for Practical Shotgun with Birdshot.

Each round will take place as follows Round 1 in April & May Round 2 in June & July Round 3 in August & September Round 4 in October & November Scores will be calculated at the end of each round and results will be posted onto the UKPSA web site and the forum. They will also be available on the SSI site.

At the conclusion of round 4 overall winners of each competition will be declared.

Divisions recognised are Standard Standard Manual Modified Open Trophies will be awarded in each Division as follows.

Over 15 entries, 1st to 3rd.

10 – 14 entries 1st & 2nd.

5 – 9 entries 1st only.

Less than 5, no trophy.

Team entries will also be accepted for 2016, again free to enter. Three or four team members, all shooting the same division, with the best three scores to count. All team members must be from the same club and should shoot all four rounds to achieve the best scores. Competitors may only shoot one division for score. Please email postalleagues@ukpsa.org to enter as a team.

Please note that only your first attempt must be used for your official score. However this does not prevent you from re-shooting in another division for a fun score (no need to send it in). If you change division, e.g. change a gun or it was out of action, you may do this just to enable you to shoot, but a new registration form is required for that round, as you will be treated as a new competitor in that division.

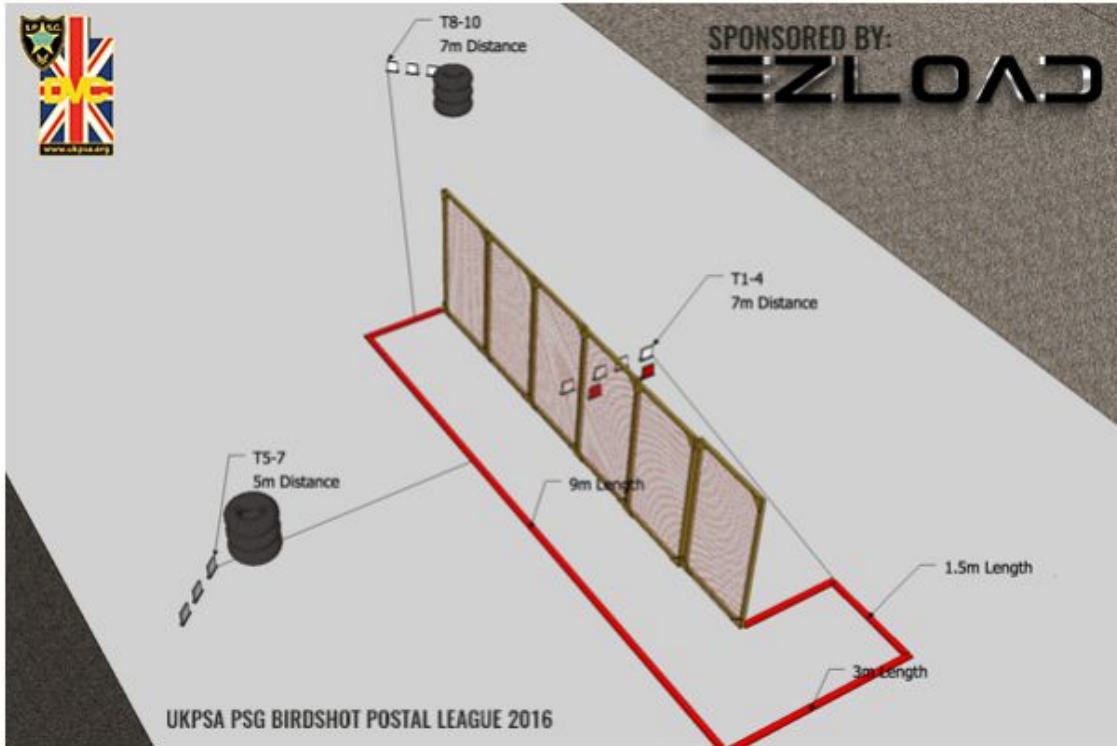
The stages may be shot at any time within the two-month period for each round. An RO and a witness are required to verify the competitor's score. All scores are to be recorded on the official score sheet which will be published with the stages. All details must be completed, to ensure the correct results are recorded.

It is recommended that a shot timer is used to record the competitor's time. The stages will be posted out at the start of each round.

Scores must be submitted to arrive within 5 days of the last day of each round. All the stages are simple to set up and organisers are asked to keep to the measurements given. All targets should be metal plates to IPSC design.

Have fun!

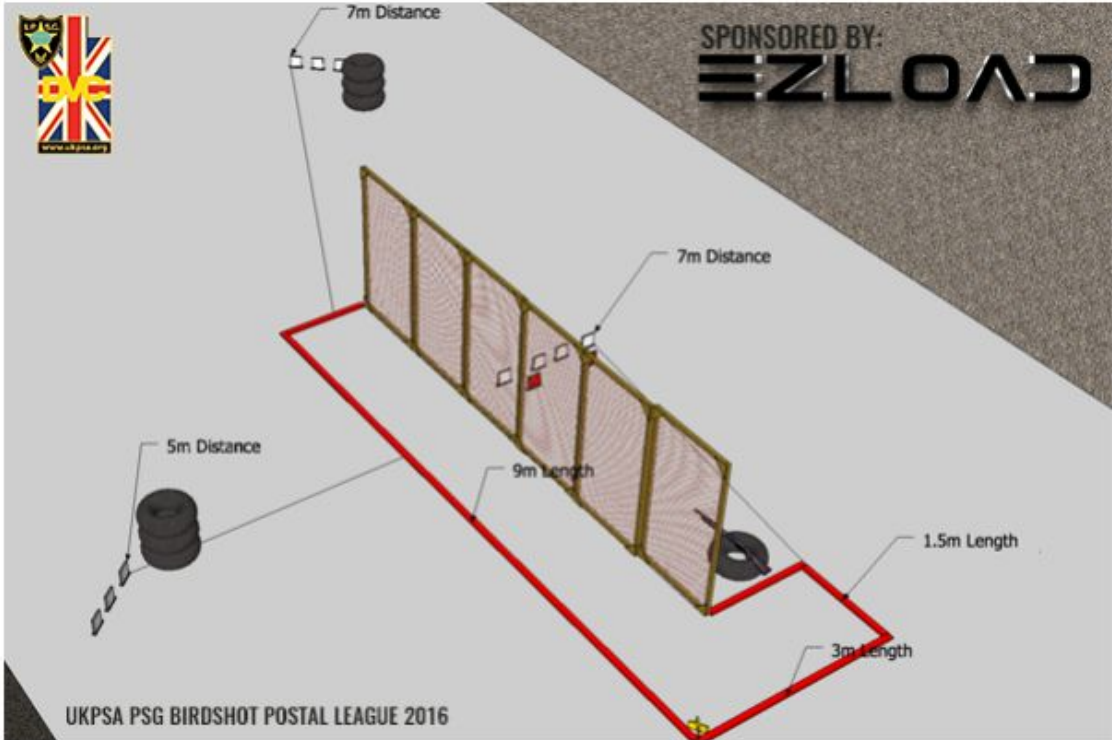
1.



CoF	Comstock, Medium course	Firearm	Shotgun
Targets	10 plates, 2 no-shoot, Total 10 targets	Min rounds	10
Points	50 p	Match-%	33.00%

Procedure	Standing erect with the shotgun in the ready condition held in both hands, stock touching the competitor at hip level, trigger guard downwards, muzzle pointing downrange and with the fingers outside the trigger guard. On start signal engage all targets. Gun option 1
Start position	Anywhere inside the marked area
Start on	Audible signal
Stop on	Last shot
Penalties	As per current edition of rules
Safety angles	L/R
Setup notes	Make sure the Target 10 is not visible from the back end of the stage

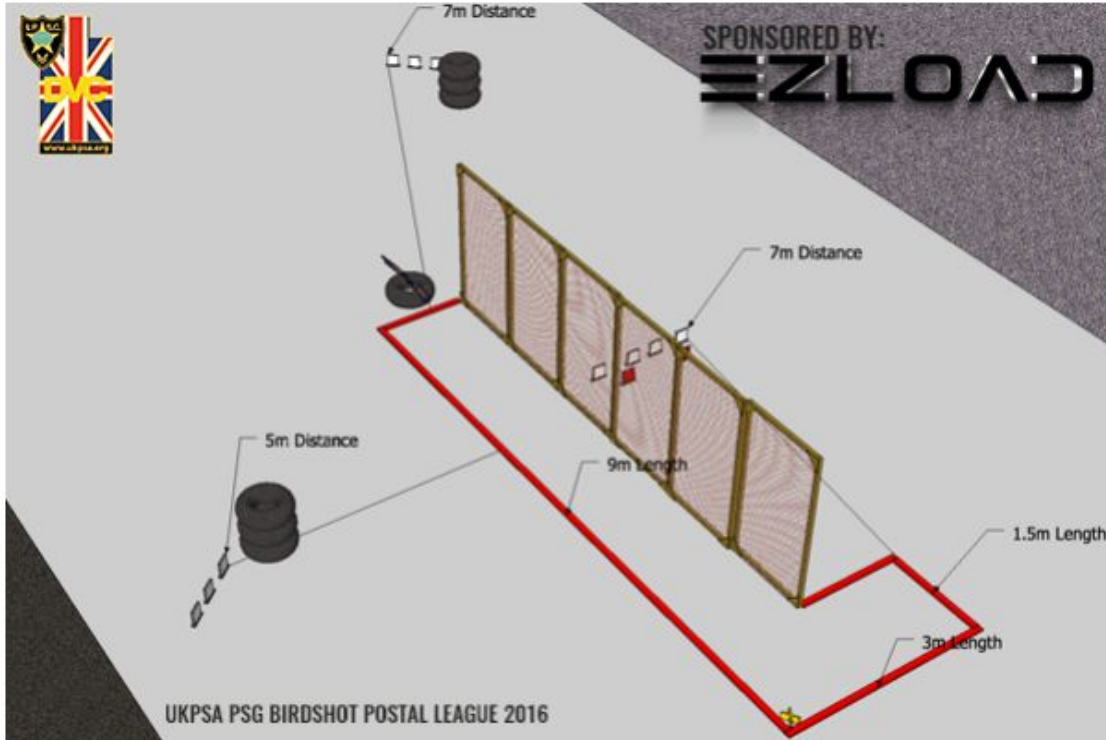
2.



CoF	Comstock, Medium course	Firearm	Shotgun
Targets	10 plates, 2 no-shoot, Total 10 targets	Min rounds	10
Points	50 p	Match-%	33.00%

Procedure	Engage targets as they become visible. Gun placed anywhere on tyre Option 2
Start position	Start with one foot touching yellow mark X
Start on	Audible signal
Stop on	Last shot
Penalties	As per current edition of rules
Safety angles	L/R
Setup notes	

3.



CoF	Comstock, Medium course	Firearm	Shotgun
Targets	10 plates, 2 no-shoot, Total 10 targets	Min rounds	10
Points	50 p	Match-%	33.00%

Procedure	Gun placed anywhere on the tyre. Gun Option 3 Engage all targets as they become visible
Start position	One feet touching the yellow mark X
Start on	Audible signal
Stop on	Last shot
Penalties	As per current edition of rules
Safety angles	L/R
Setup notes	

