


# UKPSA



## Action Air Postal League 2016

16 stages split into 4 rounds

Free to enter

Easy to set up, Purpose built Action Air  
Stages

Ideal for club nights

Easily scored through "sootnscoreit"

## 2016 UKPSA Postal League for Action Air

This postal league is open to all shooters and is free to enter. It is made up of four rounds and each round will have four stages. The stages are split into pairs, with a different setup for each. This way you can add one set-up to a normal club night and shoot 2 of the stages. Hopefully this will encourage more clubs to shoot the postal league and make integration into normal club practice easier.

Team entries will also be accepted, again free to enter. Three or four team members all shooting the same division, with the best three scores to count. Team members must all be from the same club and should shoot all 4 rounds to achieve the best scores

As far as possible we are using "shootnscoreit" to administer and run the competition. Each club needs to have one member fill in the **club contacts form** and they will be authorised to input scores for their club. Ideally your members will individually input their details and sign up for the match. Alternatively as the club administrator You will be able to do that task for them.

It will also still be possible to send in the scores in paper form for input. You will have to fill out a competitor registration form for each competitor if sending in this format

Each round will take place as follows

Round 1 **March & April**  
Round 3 **July & August**

Round 2 **May & June**  
Round 3 **September & October**

Scores will be calculated at the end of each round and posted onto the UKPSA website, forum and Facebook. Each competitor will also be able to view scores through "shootnscoreit" Divisions recognised are

Standard      Open                  Classic      Production

Medals will be awarded in each division as follows. Over 15 entries, 1<sup>st</sup> to 3<sup>rd</sup> 10-14 entries 1<sup>st</sup> 7<sup>th</sup> 2<sup>nd</sup> 5-9 entries 1<sup>st</sup> only. Less than 5 no trophy awarded

Competitors may only shoot one division for score. Please note that your **first attempt** must be used for your official score. If you need to change guns and fall under another division, please ensure you re-register for the new division

The stages can be shot at any time in the 2 months period for each round. An Ro and a witness are required to verify a competitors score. All stages are to be recorded on the official score sheet which will be published with the stages. A shot timer will be needed to record the times. Please ensure all scores are inputted to shootnscoreit or submitted withing 5 days of the end of each Round.

All stages are simple to set up and organizers are asked to keep to all measurements given. All paper targets will be IPSC 60% mini targets, If you are asked to use a popper, the max diameter of the outside top circle must be no more than 120mm. targets if needed are available from Double Alpha Academy

<http://doublealpha.biz/targets-tape.html>

if you have any queries about the UKPSA Action Air postal league please contact via email to [airpostalleague@ukpsa.org](mailto:airpostalleague@ukpsa.org)

### UKPSA Action Air Postal League 2015 Club Contact(s) Form

Club Name .....

Name (1) ..... Email .....

Name (2) ..... Email .....

Please enter the name(s) and email address(es) of your club contact(s) for this year.

These are the people that will be authorised to enter scores for shootnscoreit

These are the only people I will contact by email with results and any queries. I only require this form for the first round that your club shoots.

**Only send in if you have not already registered your club**

### UKPSA Action Air Postal League 2015 Team Registration Form

**Please note:** a Competitor Registration Form is required for every competitor, whether in a team or not.

Club Name .....

UKPSA affiliated club Y/N      If Y, club membership No. ....

Team Name .....

Team members' names

1) ..... 2) .....

3) ..... 4) .....

Division      Standard      Open      Production (please ring one only)

**Only send in if you have not already registered this team.  
Competitor registration form.**

**This only needs completing if you are NOT using shootscoreit and are sending in results for manual addition. If you need to print out forms 2 have been included in next page, please reprint as necessary**

## **UKPSA Action Air Postal League 2015**

### **Competitor Registration Form**

Name .....

**UKPSA member Y/N    If Y, membership No. ....**

**Division - Standard Open Production** (please ring one only)

**Category - Regular / Senior / Super Senior / Lady / Junior**

Please send in with the first round that the competitor shoots, in subsequent rounds please use the competitor number they have been allocated.

## **UKPSA Action Air Postal League 2015**

### **Competitor Registration Form**

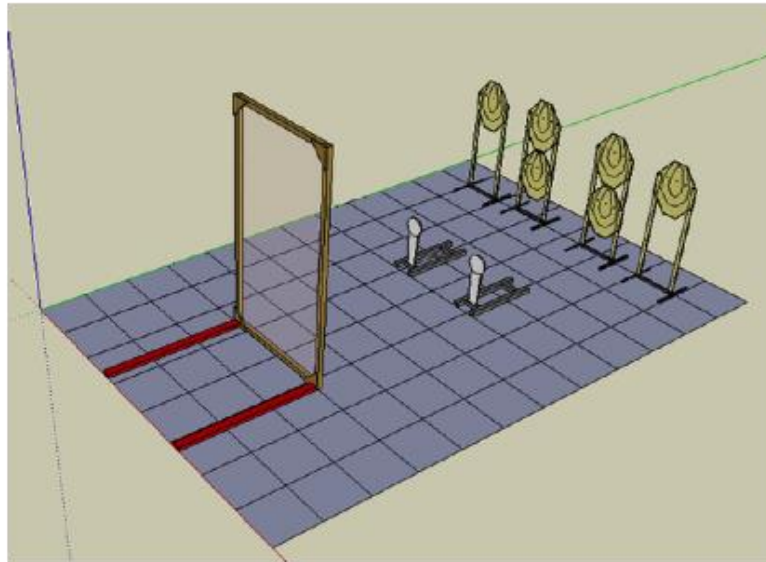
Name .....

**UKPSA member Y/N    If Y, membership No. ....**

**Division - Standard Open Production** (please ring one only)

**Category - Regular / Senior / Super Senior / Lady / Junior**

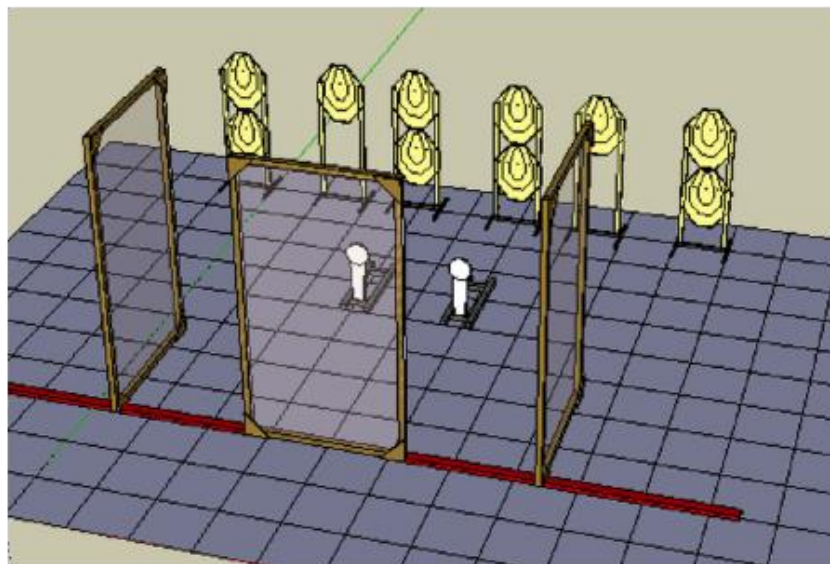
# 1. Leaning



CoF	Comstock, Medium course	Firearm	Handgun
Targets	6 paper, 2 popper, Total 8 targets	Min rounds	14
Points	70 p	Match-%	22.00%

Procedure	Start standing between charge lines facing up range, arms hanging naturally by sides. Targets are engaged freestyle in any order. The Targets to the right of centre line must be shot right hand only, unsupported. Targets to the left of centre line must be shot left hand only, unsupported. All targets to be engaged from behind screen and within confines of charge lines.
Start position	magazine inserted, chamber empty
Start on	Audible signal
Stop on	Last shot
Penalties	As per current edition of rules
Safety angles	L/R
Setup notes	The floor grid is half meter squares, top of tall targets 1.4 m. The screen can be from 1m-1.2m wide. The poppers can be round targets as long as the top circle does not exceed 120mm diameter and is no more than .5m from ground

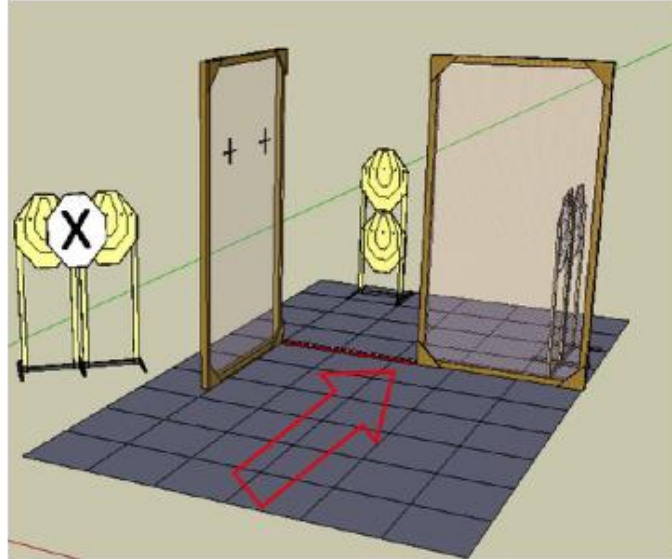
## 2. Down the line



CoF	Comstock, Medium course	Firearm	Handgun
Targets	10 paper, 2 popper, Total 12 targets	Min rounds	22
Points	110 p	Match-%	35.00%

Procedure	Start facing down range hands gripping both sides of middle screen On Audible signal engage all targets freestyle from behind charge line. 2 outside screens are deemed to run to infinity. If screens are not available, use a charge line to separate targets. You must not shoot across this line.
Start position	Gun loaded & holstered
Start on	Audible signal
Stop on	Last shot
Penalties	As per current edition of rules
Safety angles	L/R
Setup notes	The floor grid is half meter squares. top of tall targets 1.4 m. The screen can be from 1m-1.2m wide. The poppers can be round targets as long as the top circle does not exceed 120mm diameter and is no more than .5m from ground. Add charge lines, extra screens and targets to stage 1 to achieve stage 2

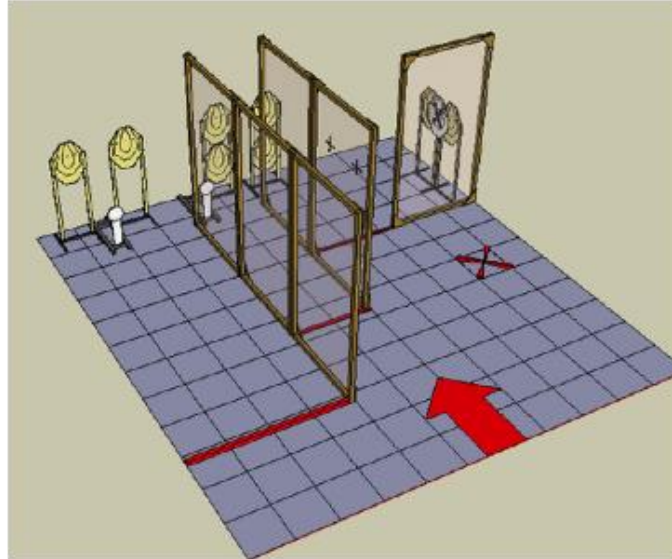
### 3. round the corner



CoF	Comstock, Short course	Firearm	Handgun
Targets	4 paper, 1 no-shoot. Total 4 targets	Min rounds	8
Points	40 p	Match-%	12.00%

Procedure	Start facing screen hands flat on crosses on screen Engage targets freestyle
Start position	Gun unloaded and holstered
Start on	Audible signal
Stop on	Last shot
Penalties	As per current edition of rules
Safety angles	L/R
Setup notes	The floor grid is half meter squares. top of tall targets 1.4 m. picture off grid shows target array with no shoot positioning that is behind screen. This extra image is not part of the stage. The screens can be from 1m-1.2m wide. Arrow direction of downrange

## 4. Backing up



CoF	Comstock, Medium course	Firearm	Handgun
Targets	8 paper, 2 popper, 1 no-shoot, Total 10 targets	Min rounds	18
Points	90 p	Match-%	29.00%

Procedure	Stand on x facing downrange On audible signal, shoot all targets freestyle
Start position	Gun loaded & holstered
Start on	Audible signal
Stop on	Last shot
Penalties	As per current edition of rules
Safety angles	L/R
Setup notes	the floor grid is half meter squares; top of tall targets 1:4 The screen can be from 1m-1.2m wide; The poppers can be round targets as long as the top circle does not exceed 120mm diameter and is no more than .5m from ground. Add charge lines, extra screens and targets to stage 3 to achieve stage 4. if you do not have enough screens to run to back of the stage, use charge lines, but do not shoot across them. Red arrow indicates downrange



# Score Sheets

These can be used to score the postal league ready for input into shootmscoreit by your club representative. If you cannot input the scores, they can be sent to me for input.

Action Air Postal League Director  
C/O Xsite Airsoft, Fryers Farm Lane, Lane End, High Wycombe, bucks, HP14 3NP

Competitor Name

Division

Category

<b>Stage 1</b>					
Time					
	A	C	D	Miss	Proc
T1					
T2					
T3					
T4					
T5					
T6					
P1					
P2					
Tot					

Total Hits + Miss = 14

<b>Stage 3</b>						
Time						
	A	C	D	Miss	Proc	PT
T1						
T2						
T3						
T4						
Tot						

Total Hits + Miss = 8

<b>Stage 2</b>					
Time					
	A	C	D	Miss	Proc
T1					
T2					
T3					
T4					
T5					
T6					
T7					
T8					
T9					
T10					
P1					
P2					
Tot					

Total Hits + Miss = 22

<b>Stage 4</b>						
Time						
	A	C	D	Miss	Proc	PT
T1						
T2						
T3						
T4						
T5						
T6						
T7						
T8						
P1						
P2						
Tot						

Total Hits + Miss = 18